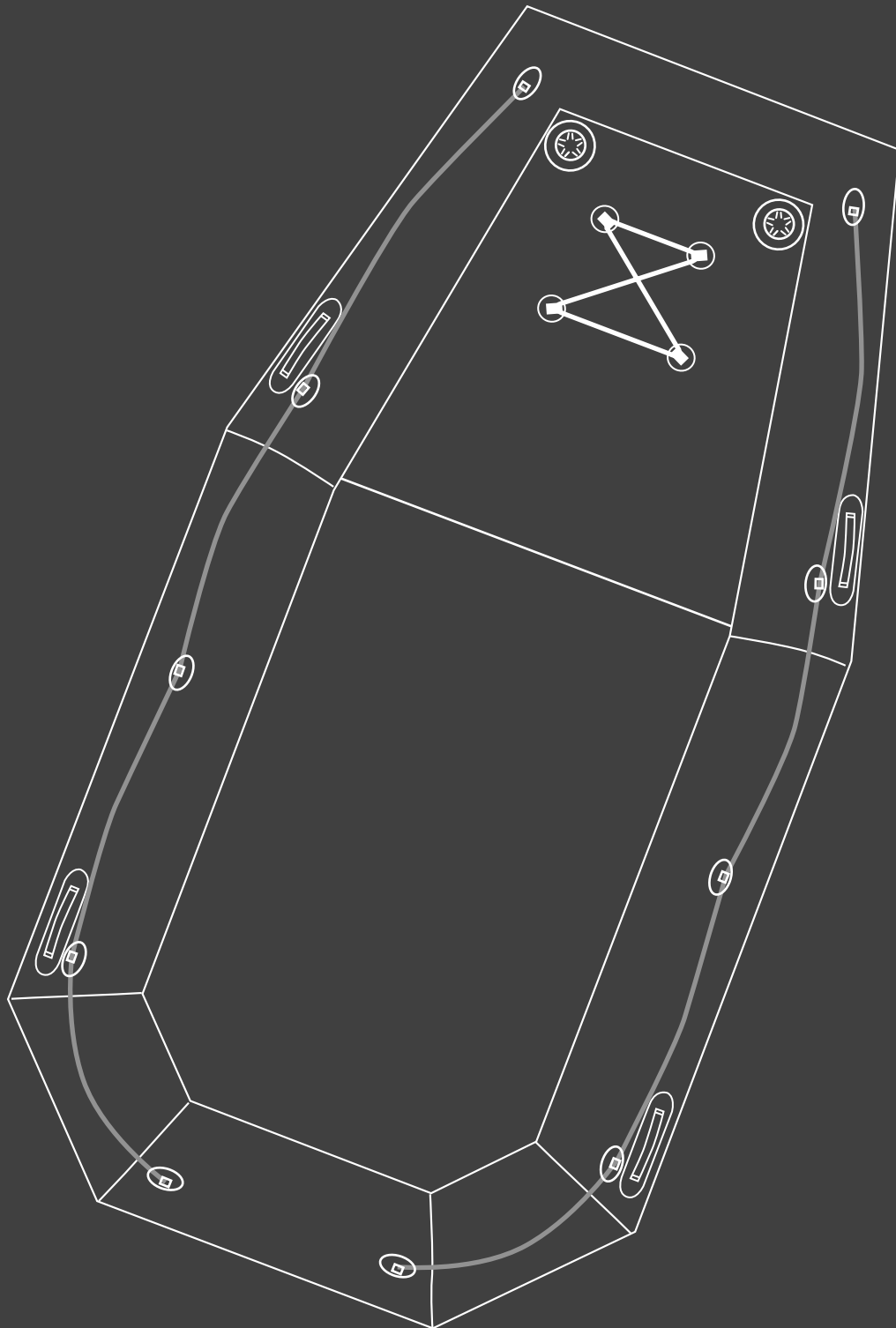


Evacuation Raft



MFCInternational
by RESPIREX

CONTENTS

3	RESCUE SLED
6	STANDARD REGULATOR
7	MASTER BLASTER INFLATER
8	BRAVO 2000 INFLATER
9	BRAVO FOOT PUMP
10	BRAVO HAND PUMP

EVACUATION RAFT



Fully inflatable, the Evacuation Raft is lightweight and portable. It is easy to manoeuvre, and can be paddled or pulled by hand. The Evacuation Raft has a flat bottom, making it exceptionally stable and suitable for use in very shallow water from 50mm in depth. The Evacuation Raft is ideal in flood rescue situations.

The closed stern has been designed to give rescued casualties an enhanced feeling of security when on board the raft.

Once in the raft, individuals can sit on the floor surrounded by the inflatable tubes, providing a comfortable and reassuring rescue environment.

The Evacuation Raft is available in two standard sizes; RS8ER & RS10ER which will fit either 8 or 10 people. Evacuation Rafts have a large floor space and load capacity, making them the perfect choice for emergency evacuation and flood rescue situations. Larger sizes (up to 45 man) can be manufactured on request.

FEATURES

- Lightweight and easily portable
- Easy to manoeuvre
- Can be paddled or pulled by hand
- Exceptionally Stable
- Can be used in shallow water from 50mm in depth
- Closed stern to keep the deck dry and provides greater reassurance for casualties.
- Rapid inflation and deployment
- Easily Launched into the surf zone for sea rescue, with a raised bow for improved performance in waves
- Exceptionally tough and durable
- Minimal training, servicing and maintenance costs

USED FOR

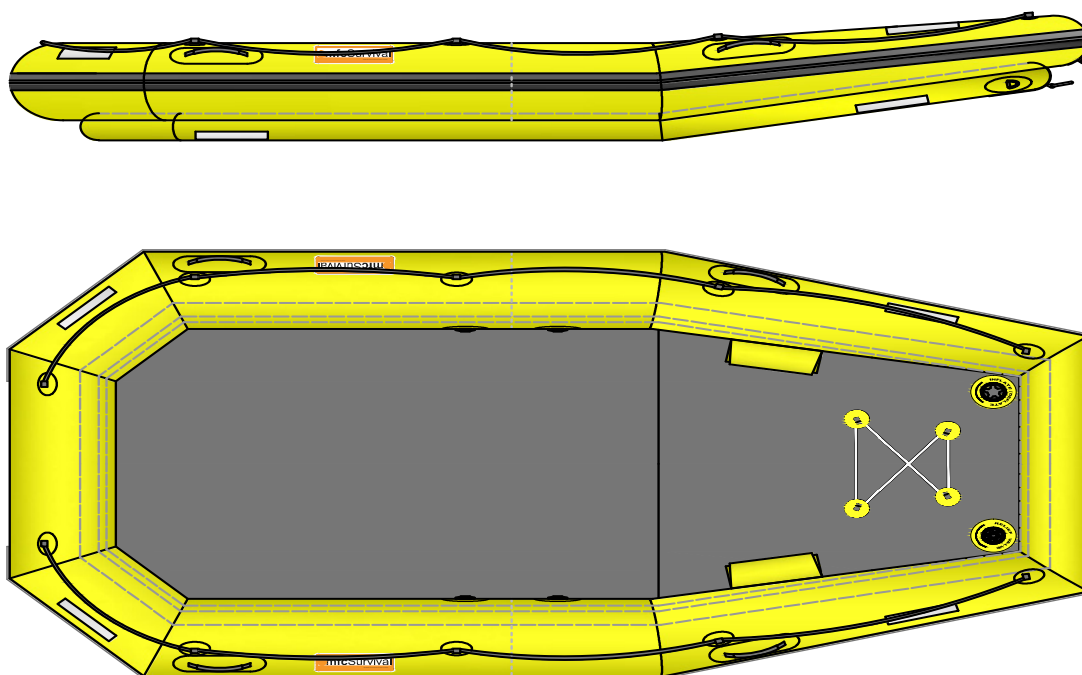
- Crisis rescue
- Flood Rescue
- River Rescue
- Flooded coastal and urban areas
- Casualty Recovery
- Shallow Water rescue

EVACUATION RAFT

TECHNICAL DETAILS

	RS8ER	RS10ER
Product Code	WR0212	WR0214
No. of persons	8	10
Length (cm)	350	400
Width (cm)	190	190
Height (cm)	56	56
Capacity (kg)	820	950
Air Requirements (ltr)	1815	2000
Pack size (cm)	88 x 50 x 33	88 x 55 x 35
Weight (kg)	26	35
Recommended regulator	8 bar	8 bar

DETAIL DRAWING



STANDARD EQUIPMENT

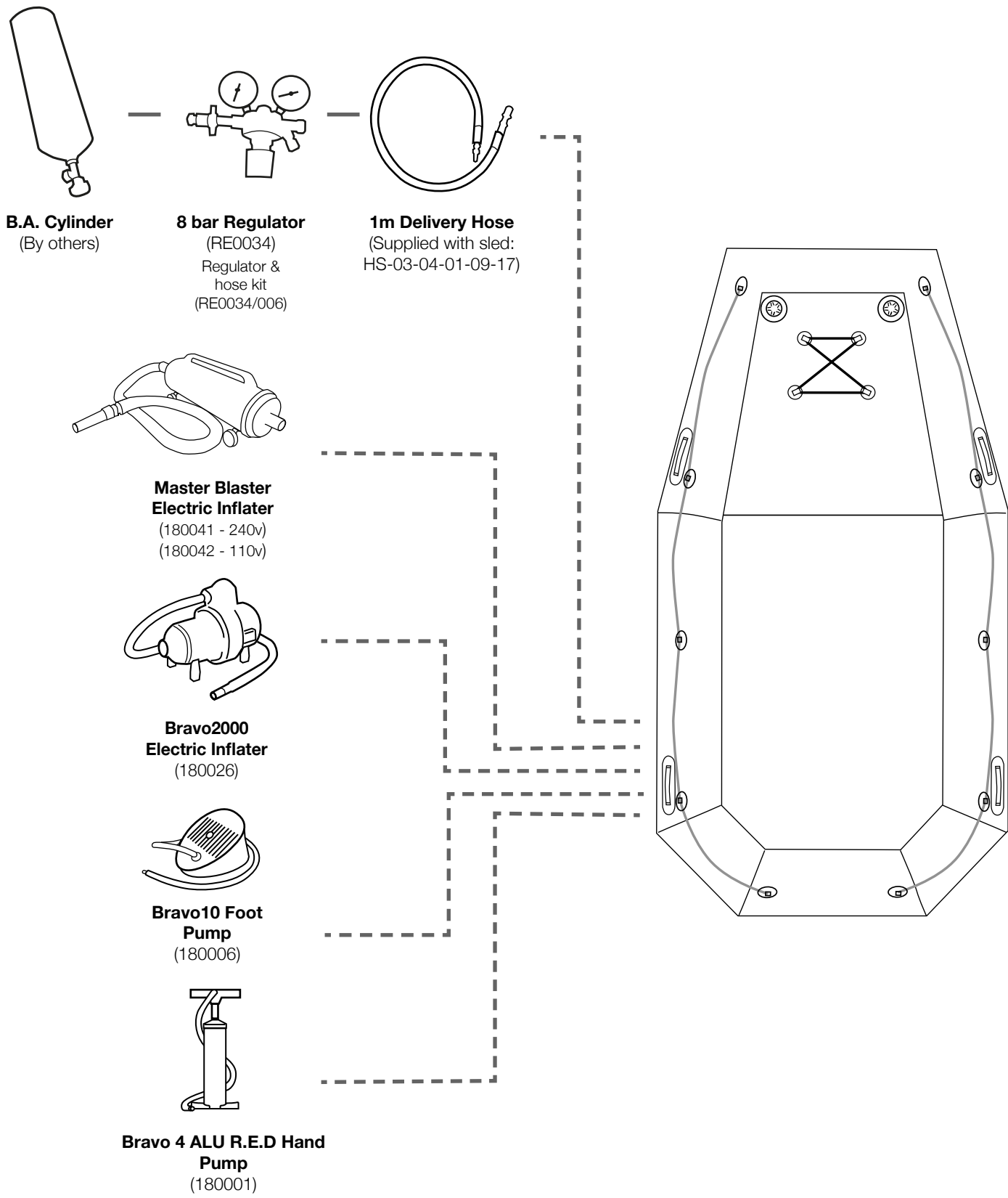
- T-handle paddles
- Valise
- 1m delivery hose (for use with regulator)
- Repair kit

OPTIONS AND ACCESSORIES

- Load securing D-rings
- Paddle retainer
- Stowage pocket
- Customer branding
- Inflation pumps (various options, see website)
- 8 bar regulator

EVACUATION RAFT

OPTIONS FOR INFLATION



STANDARD REGULATOR



The Standard Regulator is designed to be used with an air cylinder to reduce the amount of pressure which is leaving the cylinder and entering the inflatable product.

The regulator contains a shut off valve which stops the air flowing through the hose.

FEATURES

- Manufactured to ISO 2503
- Max. Input pressure 300 Bar
- Available as a regulator only or with attached hose and coupling/fitting
- Supplied with padded storage box

USED FOR

- Reducing BA cylinder pressure for inflation of rescue equipment

SUPPLIED WITH

- Hard shell carry case

TECHNICAL DATA

8 BAR REGULATOR

Single Stage Regulator	8 bar
Product Code (regulator only)	RE0034
Product Code (regulator & 2m 'inflation' hose) <i>With C7 hose fitting for inflatable shelters, boats etc</i>	RE0034/006
Max. Pressure Gauge	0-400 / 300 bar
Working Gauge	0-16 / 8 bar
Max. Inlet Pressure	300 bar
Working Pressure	0-8 bar adjustable
Max. Output	30 m ³ /h compressed air at 8 bar
Pack Size (mm)	210 x 195 x 75
Weight (kg)	1.5
Outlet Coupling (regulator)	Series 26 Female

METRO MASTER BLASTER INFLATOR



The Master Blaster Inflator / Deflators twin motor assembly is ideal for rapid inflation of larger structures and inflatables.

The patent twin fan motor assembly ensures 100% duty cycle to ensure continuous inflation/deflation.

FEATURES

- The Master Blaster Inflator/Deflator has a robust outer steel casing with an optional choice of mounting platforms.
- Fitted with 2x heavy duty commercial 1200 Watt 5.5 Amp motors.
- The patent twin fan motor assembly ensures 100% duty cycle to ensure continuous inflation/deflation.
- 12 month warranty
- Low maintenance with just regular cleaning/changing of the foam filter to ensure good airflow to cool the motor & prevent overheating, ensuring long life.

USED FOR

- Inflation/deflation of our inflatable product range

TECHNICAL DATA	240 Volt AC Model	120 Volt AC Model
Part No:	180041	180042
Construction:	All Steel	All Steel
Motor:	8.0 peak HP, (two motors)	8.0 peak HP, (two motors)
Airflow:	297 m/s	58,000 ft/min
Fan:	2-Stage Dual Fan	2-Stage Dual Fan
Power:	2160 Watts	2160 Watts
Current Draw:	9 Amps	18 Amps
Hose:	1.5m x 38mm Heavy Duty Hose	5ft x 1.5" Heavy Duty Hose
Nozzle:	Nozzle and Bayonet Connector	Nozzle and Bayonet Connector
Cable:	3.6m Heavy Duty	12ft Heavy Duty
Plug:	13A 240V UK or 2 Pin European	16A 110V 4h OP44 plug
Filter:	Foam Filter (Washable)	Foam Filter (Washable)
Dimensions:	550 x 260 x 165mm	21.7 x 10.25 x 6.5"
Weight:	7.95 kg	17.5 lbs

BRAVO 2000 ELECTRIC INFLATOR



The Bravo 2000 electric inflator consists of a main motor and a supplementary (booster) motor, which increases the capacity and pressure. The two motors can run simultaneously to obtain maximum capacity and pressure.

On the Bravo 2000, you can press the orange button to just run the main motor, or you can press the red button to switch on the booster to help obtain maximum performance. Both motors are protected by thermal fuses.

FEATURES

- Inflates and deflates
- Has a robust outer steel casing for additional protection
- Fitted with main motor and a booster motor to increase capacity and pressure
- 3m integral mains power lead comes with 2 pin plug*
- Comes with an inflation hose, 7 different adapters and a shoulder carry strap

USED FOR

- Inflation/deflation of our inflatable product range

TECHNICAL DATA

Bravo 2000 Electric Inflator	
Product Code	180026
Voltage Supply	230V (Main Motor) 230V (Booster)
Max. Power	1000W / 2000W
Max. Pressure	140 mbar (2 psi) / 400 mbar (5.8 psi)
Max. Flow Rate	1200 l/min / 2000 l/min
Dimensions	32 x 17 x 26 cm
Weight	4.1 kg

BRAVO FOOT PUMP



The Bravo 10 foot pump utilises an innovative design to make inflating and deflating a tube as effortless as possible. It has two chambers, one 5 litre (high volume, low pressure) which inflates to 2.1 psi and one 1.6 litre (low volume, high pressure) which inflates to 4.4 psi.

It also features an over inflation warning system in the form of a visual pressure indicator, crush resistant hose, anti slip feet and valve adapters. Manufactured from strong nylon reinforced fibreglass, this provides a powerful, lightweight pump which is unaltered by exposure to the sun and sea environment.

FEATURES

- Manufactured from strong nylon reinforced fibreglass
- Unaffected by the sun or sea environment
- Lightweight due to the use of synthetic materials
- Features four antislip feet for greater stability
- Supplied with a non-kink hose and a selection of interchangeable valve adaptors and nozzles

USED FOR

- Inflation/deflation of our inflatable product range

TECHNICAL DATA

Bravo 10 Foot Pump

Product Code	180006
Materials	Nylon Reinforced Fibreglass
Capacity	5 ltr (normal pressure) / 1.6 ltr (high pressure)
Dimensions	35 x 25 x 8 cm
Max. Pressure	800 mbar (11.6 psi)
Weight	1.9 kg
Colour	Grey with Yellow Hose*

BRAVO 4 ALU R.E.D. HAND PUMP



The Bravo 4 ALU R.E.D (Reduced Effort Device) is a double action hand pump that automatically adjusts for easier pumping.

The hand pump automatically switches to downward pumping only once the pressure exceeds 400 mbar (5.8 psi), allowing you to blow up your inflatable product quickly and efficiently.

FEATURES

- A powerful double action hand operated pump with a double chamber allowing a maximum of 4000cc (2 x 2000cc)
- Automatically changes from double to single action at 400 mbar (5.8 psi) to reduce effort at higher pressures
- Features an aluminium shaft handle for durability
- Anti-sand cover gasket

- Inflates and deflates
- Pressure up to 800 mbar (11.6 psi)
- Supplied with non-kink hose and a selection of interchangeable valve adaptors and nozzles

USED FOR

- Inflation/deflation of our inflatable product range

TECHNICAL DATA

Bravo 4 ALU R.E.D Hand Pump

Product Code	180001
Materials	Plastic with aluminium shaft handle
Capacity	2 x 2000 cc
Dimensions	11 x 22 x 47 cm
Max. Pressure	800 mbar (11.6 psi)
Weight	0.75 kg
Colour	Blue*

* Note: Colour of product may vary.

Maintenance Instructions

Please be sure that before and during the use, the pump is fully lubricated by oil.

To lubricate the pump, open the ring nut and spread a thin layer of oil or grease on the gasket and the tube.



MFCInternational
by RESPIREX

MFC International Ltd

Naval Yard, Tonypandy,
Rhondda Cynon Taff, CF40 1JS
🌐: www.mfc-international.com
☎: +44 (0) 1443 433 075
✉: sales@mfc-international.com